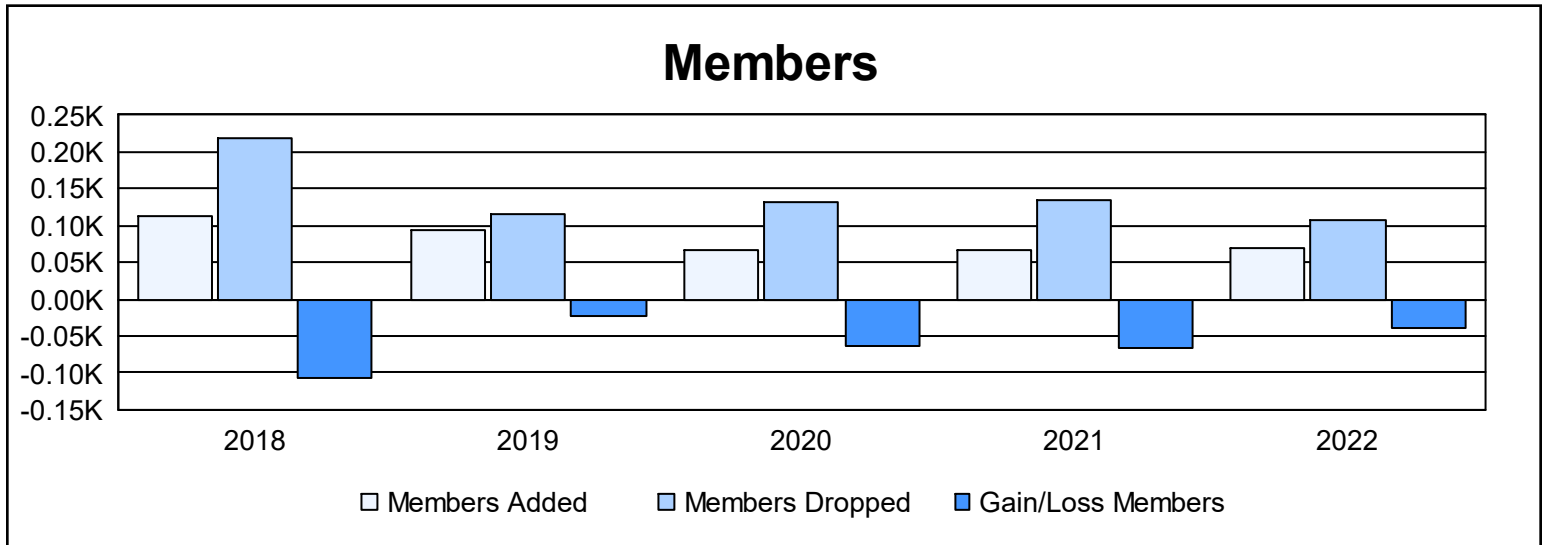
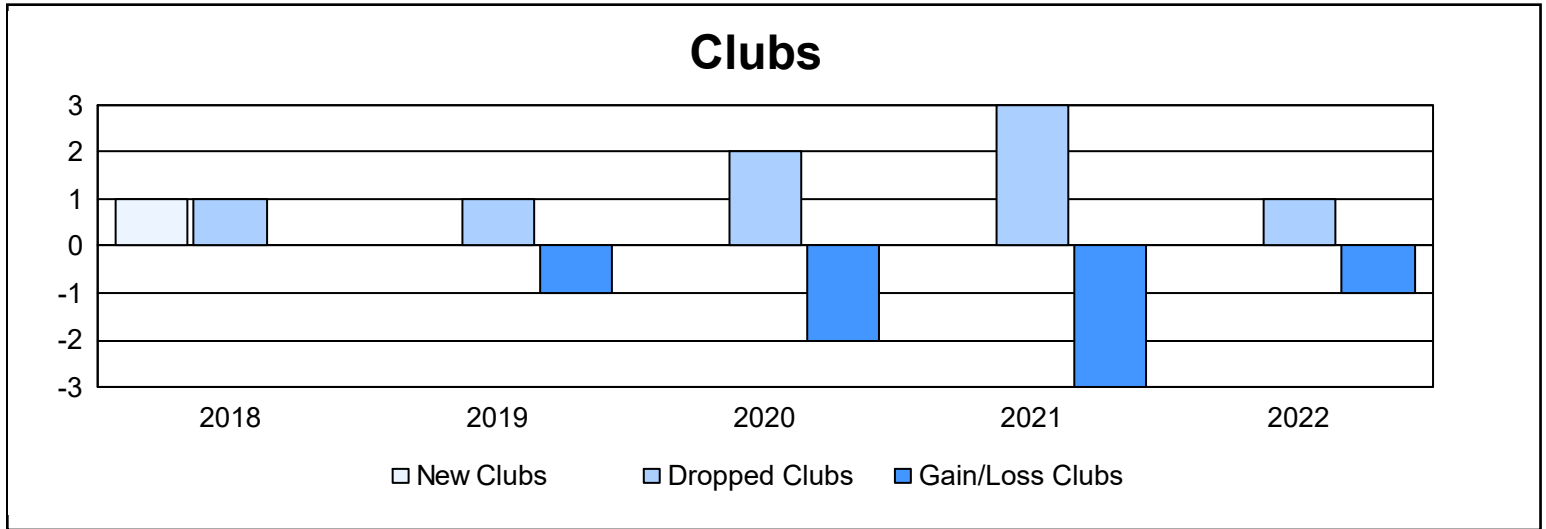
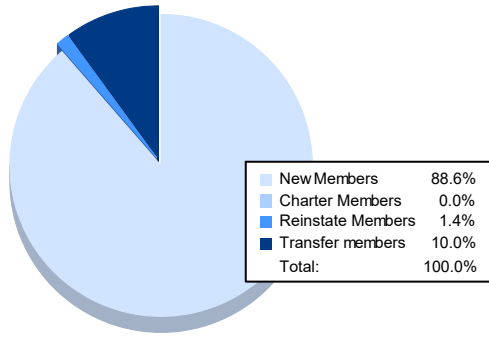


| Year | New Clubs | Dropped Clubs | Gain/ Loss Clubs | New Members | Charter Members | Reinstate Members | Transfer Members | Total Member Added | Total Members Dropped | Gain/ Loss Members |
|----------------|-----------|---------------|------------------|-------------|-----------------|-------------------|------------------|--------------------|-----------------------|--------------------|
| 2017-2018 | 1 | 1 | 0 | 67 | 20 | 4 | 21 | 112 | 218 | -106 |
| 2018-2019 | 0 | 1 | -1 | 79 | 3 | 6 | 5 | 93 | 115 | -22 |
| 2019-2020 | 0 | 2 | -2 | 54 | 2 | 4 | 8 | 68 | 131 | -63 |
| 2020-2021 | 0 | 3 | -3 | 50 | 2 | 5 | 11 | 68 | 134 | -66 |
| 2021-2022 | 0 | 1 | -1 | 62 | 0 | 1 | 7 | 70 | 108 | -38 |
| Average | 0 | 2 | -1 | 62 | 5 | 4 | 10 | 82 | 141 | -59 |



Membership Composition June 2022 Cumulative



Gender Composition June 2022 Cumulative

